

Confocal Application Notes

Vol. 5 January 2007



ROI: Save/Load and free ROI definition in LASAF (From version 1.6.0. build 1016 and later)

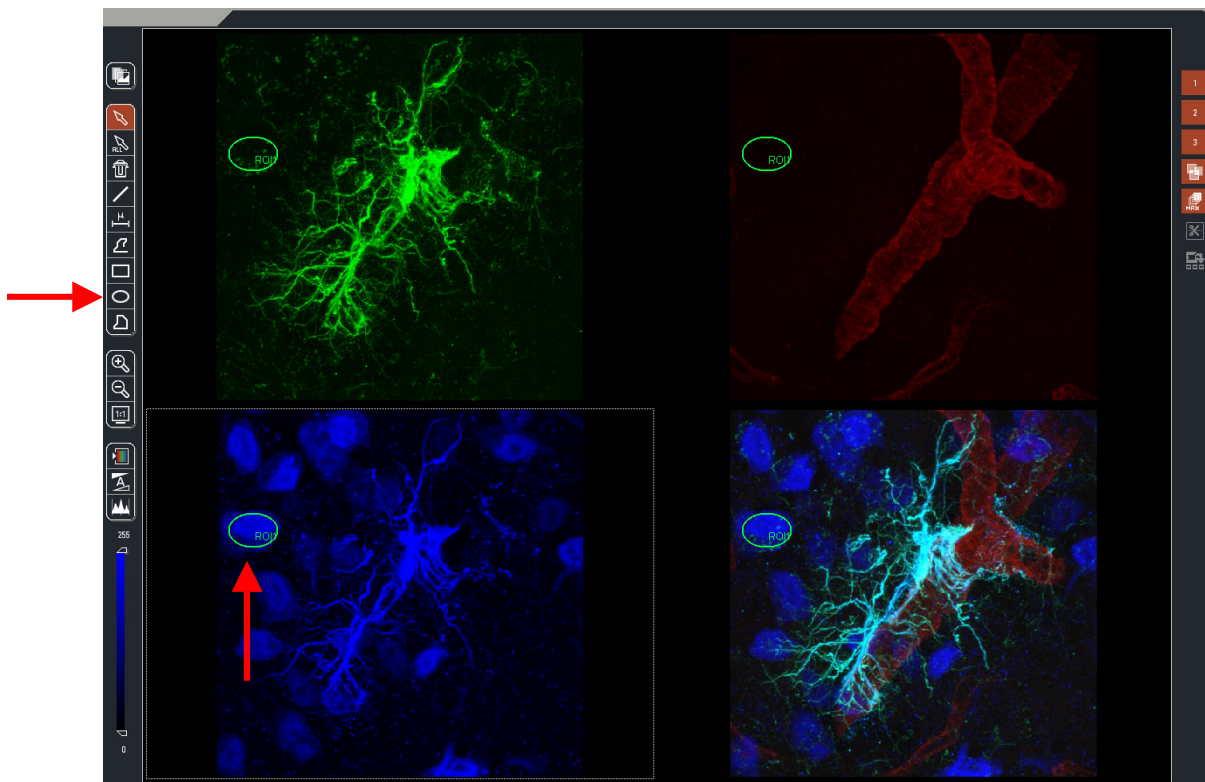
Prepared by Myriam Gastard, Ph.D.
Application and Technology Support Group

In this issue of our Application Notes, we are describing a new function which will help you to draw any shape ROI, and can also be used to very precisely define an ROI in FRAP or FRET experiments.

- **ROI:**

The ROI tools are accessible directly from the viewing screen, the Quantify tab, and in the FRAP and FRET (AB and SE) wizards.

- 1- Choose your drawing shape and draw your ROI.



Leica Microsystems Inc.
410 Eagleview Blvd, Ste. 107
Exton, PA 19341

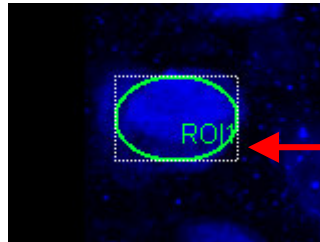
Telephone (610)-321-0460
Toll Free 866-830-0735
Fax (610)-321-0425
www.confocal-microscopy.com

Confocal Application Notes

Vol. 5 January 2007



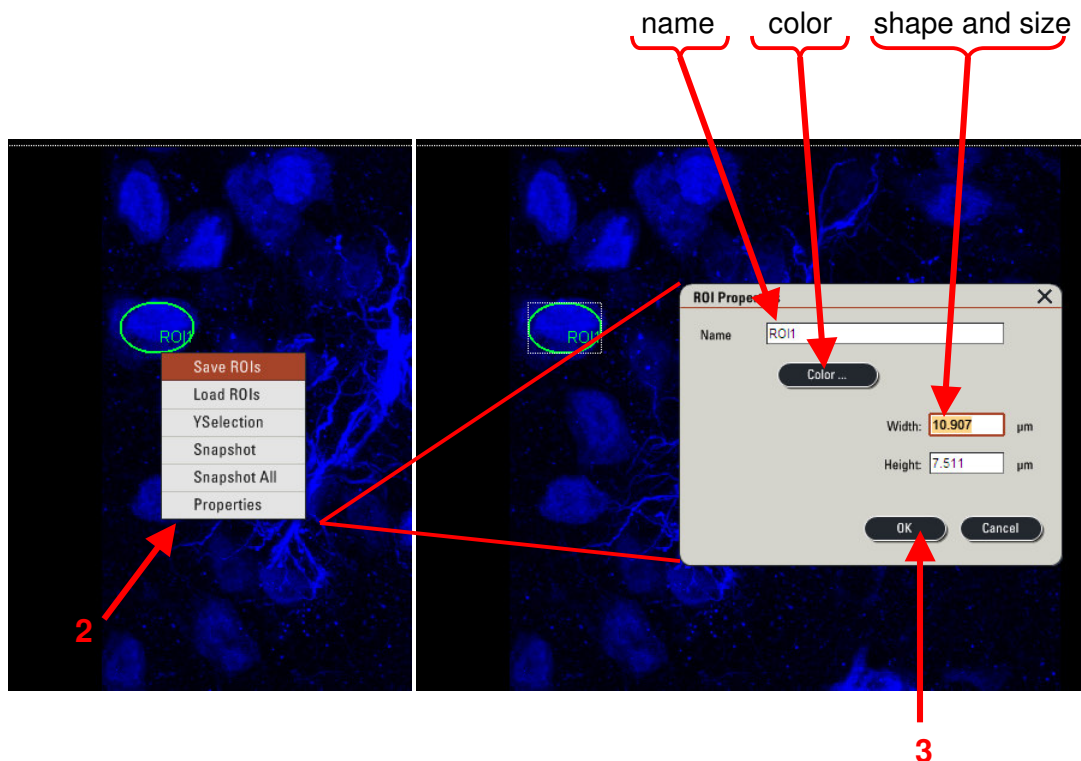
2- Once the ROI is drawn, **right click on the ROI line**.



Place your mouse cursor right **on** the ROI line to open the drop down window.

You can then choose between different functions.

- Save ROIs: saves the ROIs shape and sizes.
- Load ROIs: allows recalling saved ROIs.
- Properties: allows precise definition of your ROIs:



3- Click **OK** once you have finished defining the ROI.